

Scaled data based on original data using
LM-79-08 Approved Method: Electrical and Photometric Measurements of Solid-
State Lighting Products

Test Report Prepared for
Cooper Lighting Solutions
(formerly Eaton)

Brand: McGRAW-EDISON

Report Number: P200367

Luminaire Tested: **GWC-AF-01-LED-E1-T4FT-7050**

Issue Date: 3/3/2020

Test Information

Test Method: LM-79-08
Report Number: P200367
TEST IS SCALED FROM IESNA LM-79-08 TEST DATA (P24295)
Test Lab: INNOVATION CENTER P2
Issue Date: 3/3/2020
Manufacturer: COOPER LIGHTING SOLUTIONS (FORMERLY EATON)
Product Line: MCGRAW-EDISON
Catalog Number: GWC-AF-01-LED-E1-T4FT-7050
Description: GALLEON WALL LUMINAIRE
(1) 70 CRI, 5000K, 1050mA LIGHTSQUARE WITH 16 LEDS EACH AND TYPE IV FORWARD THROW OPTICS
Light Source: -
Ballast/Driver: ELECTRONIC DRIVER

Summary

Lumens per Lamp: N/A
Luminaire Lumens: 6395 lumens
Efficiency: N/A
Efficacy: 108.4 lumens/watt
Luminous Opening: Rectangular (W 0.5' x L: 0.5' x H: 0')
IES Classification: Type IV - Short - Non-Cutoff
BUG Rating: B1 - U0 - G2

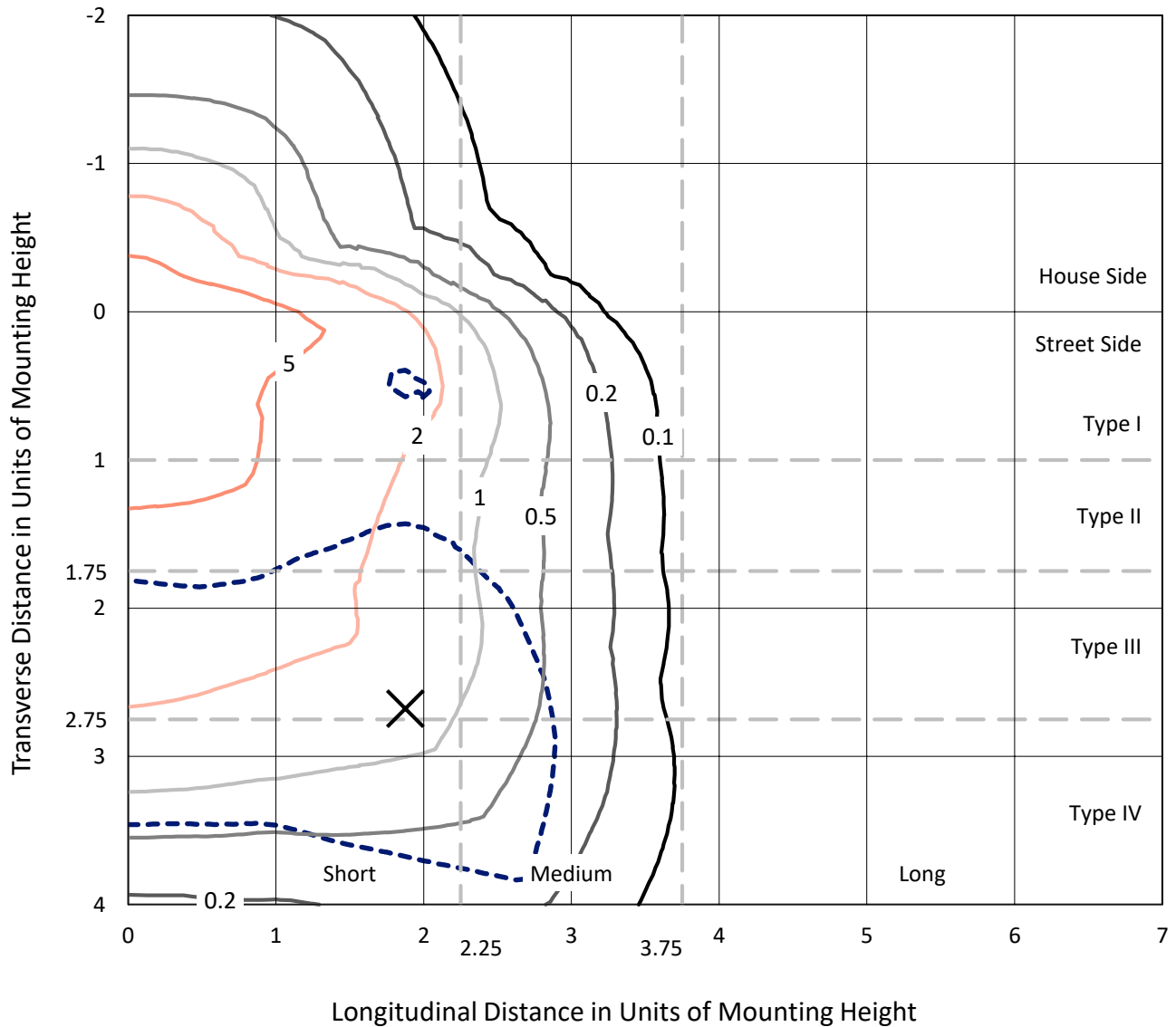
Input Watts (W): 59
Input Voltage (V): NR
Input Current (Ain): NR
Voltage Rise (V): NR
Power Factor: NR
Total Harmonic Distortion (THDi): NR
Frequency (hertz): 60
Stabilization Time: NR
Operation Time: NR
Ambient Temperature (°C): NR
Test Distance: 25 FT



REPORT NUMBER: P200367
 CATALOG NUMBER: GWC-AF-01-LED-E1-T4FT-7050

Iso-Footcandle Lines of Horizontal Illumination

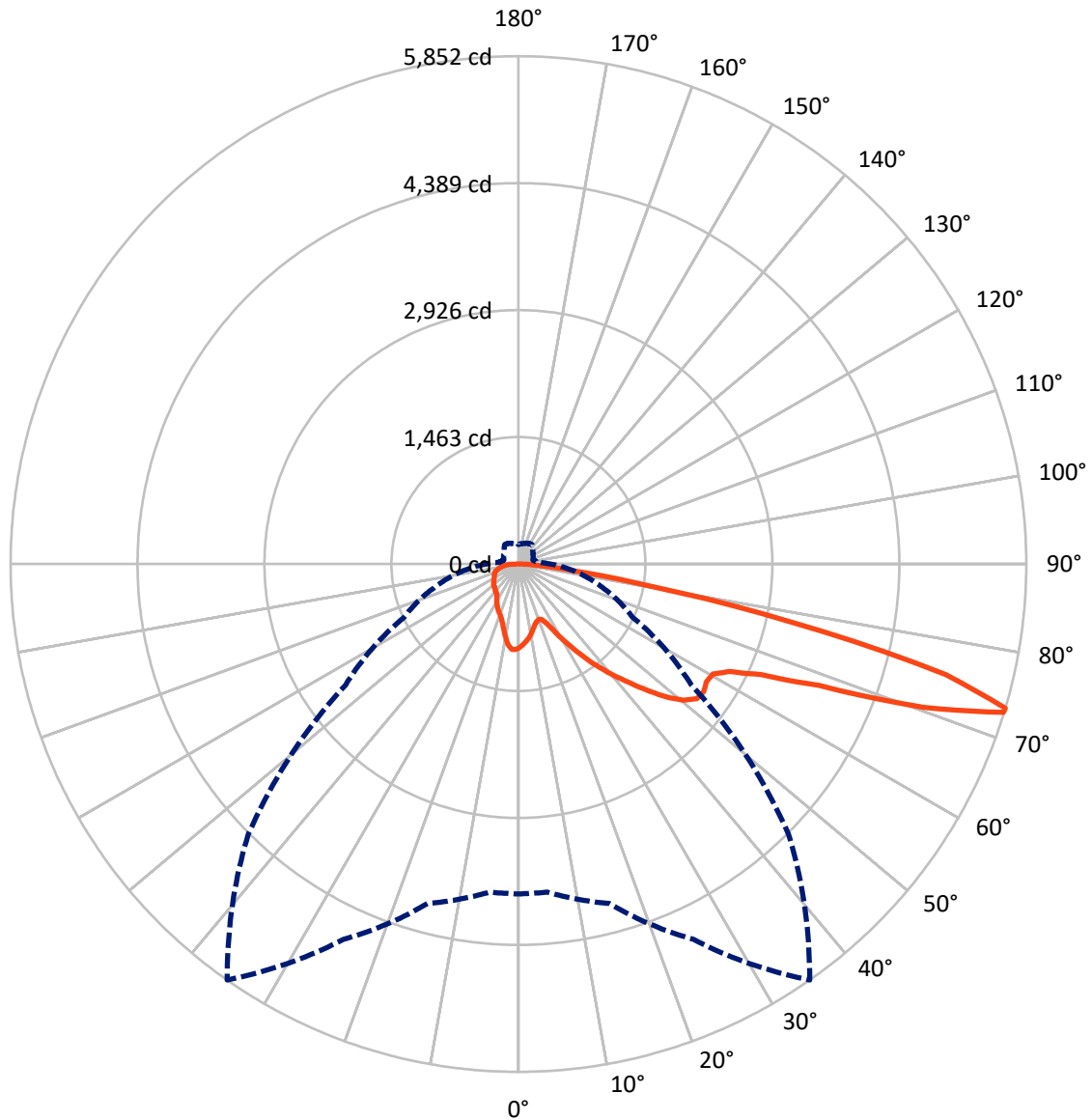
× Max cd
 - - - 1/2 Max cd



Based on 10 foot mounting height. Maximum calculated value = 9.7 fc
 Type IV - Short - Non-Cutoff

REPORT NUMBER: P200367
CATALOG NUMBER: GWC-AF-01-LED-E1-T4FT-7050

Luminous Intensity Polar Plot



— Vertical Plane Through 35-Deg Lateral - - - Horizontal Cone Through 73-Deg Vertical

REPORT NUMBER: P200367

CATALOG NUMBER: GWC-AF-01-LED-E1-T4FT-7050

FLUX DISTRIBUTION:

		Downward	Upward	Total
House Side	Lumens	1219.7	0.0	1219.7
	% Fixture	19.1	0.0	19.1
Street Side	Lumens	5175.3	0.0	5175.3
	% Fixture	80.9	0.0	80.9
Total	Lumens	6395.0	0.0	6395.0
	% Fixture	100.0	0.0	100.0

ZONAL LUMENS:

Zone	Lumens	% Fixture
0°-10°	87.4	1.4
10°-20°	218.1	3.4
20°-30°	352.6	5.5
30°-40°	591.2	9.2
40°-50°	911.3	14.3
50°-60°	1222.6	19.1
60°-70°	1628.8	25.5
70°-80°	1242.3	19.4
80°-90°	140.8	2.2
90°-100°	0.0	0.0
100°-110°	0.0	0.0
110°-120°	0.0	0.0
120°-130°	0.0	0.0
130°-140°	0.0	0.0
140°-150°	0.0	0.0
150°-160°	0.0	0.0
160°-170°	0.0	0.0
170°-180°	0.0	0.0
0°-90°	6395.0	100.0
0°-180°	6395.0	100.0

Coefficient of Utilization



REPORT NUMBER: P200367

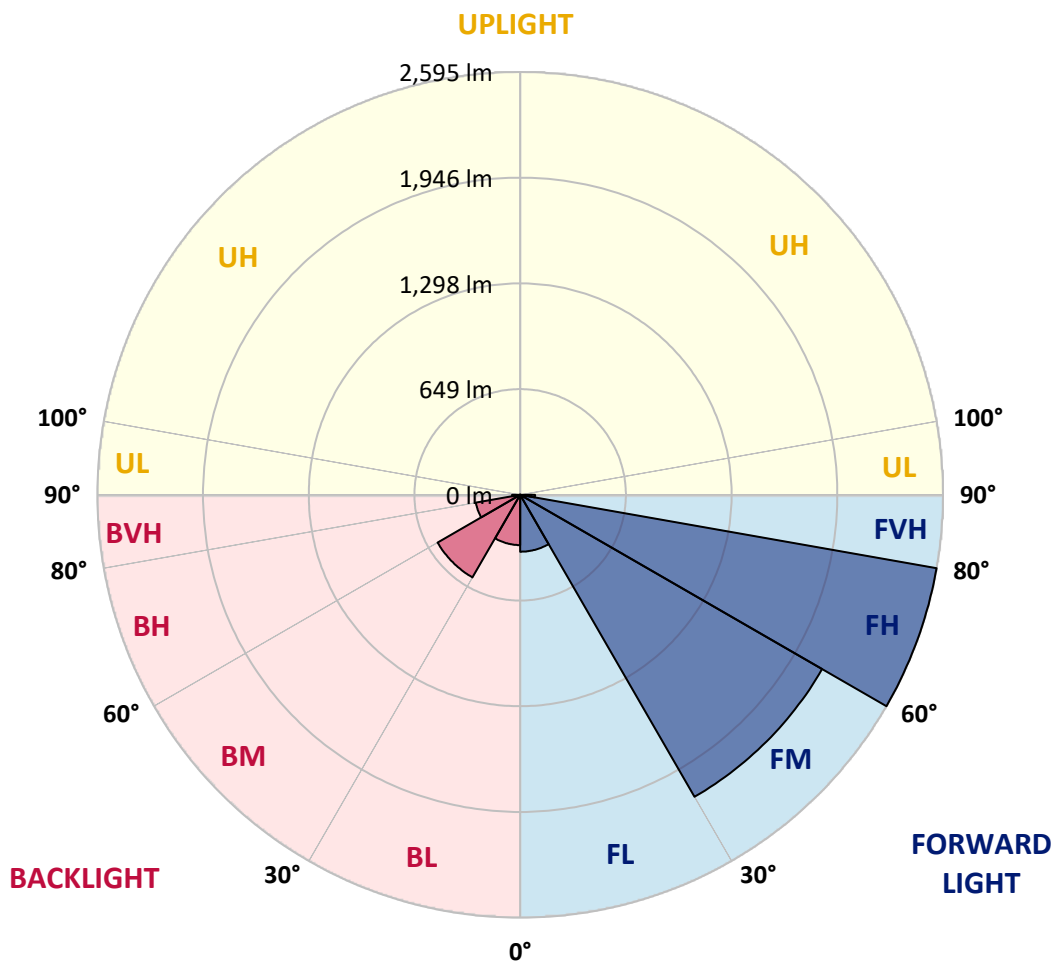
CATALOG NUMBER: GWC-AF-01-LED-E1-T4FT-7050

LUMINAIRE CLASSIFICATION SYSTEM LUMEN TABLE AND BUG RATING:

Zone		Lumens	% Fixture	Zone Rating/Lumen Limit		
				B	U	G
FL	(0°-30°)	349.4	5.5			
FM	(30°-60°)	2139.8	33.5			
FH	(60°-80°)	2595.1	40.6			G2/5000
FVH	(80°-90°)	91.0	1.4			G1/100
BL	(0°-30°)	308.6	4.8	B1/500		
BM	(30°-60°)	585.3	9.2	B1/1000		
BH	(60°-80°)	275.9	4.3	B1/500		G1/500
BVH	(80°-90°)	49.8	0.8			G1/100
UL	(90°-100°)	0.0	0.0		U0/0	
UH	(100°-180°)	0.0	0.0		U0/0	

BUG Rating: B1-U0-G2

Type IV Short





REPORT NUMBER: P200367

CATALOG NUMBER: GWC-AF-01-LED-E1-T4FT-7050

CANDELA DISTRIBUTION (FULL):

	0°	5°	15°	25°	35°	45°	55°	65°	75°	85°	90°
0°	965.2	965.2	965.2	965.2	965.2	965.2	965.2	965.2	965.2	965.2	965.2
2.5°	927.1	929.0	926.8	929.6	934.2	939.1	942.5	947.4	952.9	960.6	962.4
5°	883.5	886.3	886.3	891.2	900.1	908.1	915.5	923.4	935.1	948.3	953.5
7.5°	835.6	837.1	839.9	847.3	860.2	871.5	882.0	894.9	910.8	928.4	937.6
10°	777.9	780.0	784.3	794.8	812.3	827.9	843.0	860.8	881.1	902.9	914.5
12.5°	737.0	736.4	738.3	745.9	761.3	780.3	802.1	824.9	849.7	875.2	889.4
15°	723.2	719.8	712.8	710.9	719.2	738.3	763.4	791.4	821.2	851.9	869.4
17.5°	731.8	726.0	706.6	692.5	691.3	705.7	732.4	763.7	798.1	835.6	857.4
20°	785.9	772.0	724.4	691.6	680.2	687.3	710.6	743.8	784.3	834.1	862.0
22.5°	915.1	894.9	793.8	732.7	694.3	685.7	703.3	738.6	785.9	853.1	888.7
25°	1103.4	1074.5	913.0	835.3	756.1	710.3	714.3	750.5	807.7	897.3	940.3
27.5°	1252.0	1233.3	1068.7	979.9	868.5	776.6	750.2	780.6	852.2	969.8	1013.7
30°	1340.5	1329.1	1235.1	1143.9	1011.9	882.3	819.0	837.1	921.9	1070.2	1106.5
32.5°	1443.0	1436.3	1390.2	1306.4	1166.7	1021.1	928.0	921.6	1015.3	1190.9	1207.5
35°	1549.3	1547.2	1520.1	1459.9	1332.8	1204.1	1072.7	1029.1	1116.9	1316.2	1305.8
37.5°	1648.2	1644.5	1628.8	1593.8	1506.6	1400.7	1220.1	1139.3	1226.5	1436.0	1389.6
40°	1830.3	1801.4	1747.7	1721.3	1682.3	1566.2	1337.1	1242.2	1340.2	1550.2	1462.1
42.5°	2052.3	2005.3	1905.2	1869.0	1863.5	1696.7	1416.9	1342.0	1454.7	1663.5	1533.3
45°	2227.1	2182.8	2096.5	2050.8	2071.1	1814.9	1497.1	1448.6	1572.6	1782.4	1606.7
47.5°	2413.5	2344.1	2229.8	2243.6	2287.9	1926.7	1578.8	1563.1	1701.9	1915.4	1697.9
50°	2420.2	2367.1	2317.0	2399.7	2468.4	2029.6	1681.0	1683.2	1860.1	2082.7	1819.2
52.5°	2279.9	2268.5	2348.1	2478.0	2577.2	2111.0	1797.4	1807.3	2062.5	2275.0	1952.5
55°	2230.7	2217.9	2309.7	2450.6	2591.9	2178.2	1923.7	1941.5	2307.2	2477.7	2082.4
57.5°	2350.5	2322.0	2328.1	2437.7	2556.0	2251.9	2061.2	2097.2	2573.2	2654.8	2166.0
60°	2685.3	2624.1	2508.1	2505.3	2575.3	2362.5	2220.3	2264.2	2849.5	2739.6	2133.4
62.5°	3154.8	3093.7	2876.3	2734.7	2724.3	2544.9	2415.6	2427.3	3009.2	2624.8	1934.7
65°	3663.0	3608.4	3365.5	3165.6	3069.1	2847.1	2642.6	2500.1	2957.0	2308.8	1587.1
67.5°	4280.0	4221.3	4012.5	3828.0	3735.2	3334.8	2801.9	2430.4	2625.7	1788.5	1140.9
70°	4711.5	4651.6	4569.3	4718.8	4945.8	4038.3	2822.5	2146.9	1961.1	1188.8	686.7
72.5°	4148.6	4120.6	4270.8	4900.6	5845.9	4465.2	2551.4	1563.1	1139.0	631.1	397.4
73°	3800.9	3794.8	4050.9	4773.2	5852.3	4399.5	2432.5	1452.9	976.9	558.3	363.3
75°	1716.4	1765.8	2327.2	3645.8	5084.6	3625.3	1712.1	833.5	551.9	385.7	274.2
77.5°	412.4	429.6	728.1	1731.4	3211.0	2160.4	775.7	412.1	352.9	272.4	200.2
80°	175.7	181.5	280.4	639.7	1511.8	870.0	357.5	276.1	244.1	190.1	140.3
82.5°	97.7	103.8	159.1	290.2	610.2	296.7	218.0	192.2	160.6	114.5	91.2
85°	55.3	58.7	93.1	162.1	258.6	119.2	130.5	127.8	90.6	59.0	44.8
87.5°	26.1	28.3	44.8	75.2	101.3	46.7	66.3	73.1	56.8	35.9	23.3
90°	0.0	0.0	0.0	0.0	0.0	0.0	0.0	0.0	0.0	0.0	0.0



REPORT NUMBER: P200367

CATALOG NUMBER: GWC-AF-01-LED-E1-T4FT-7050

CANDELA DISTRIBUTION (continued):

	95°	105°	115°	125°	135°	145°	155°	165°	175°	180°
0°	965.2	965.2	965.2	965.2	965.2	965.2	965.2	965.2	965.2	965.2
2.5°	964.6	970.1	976.6	979.9	983.0	986.7	990.4	990.4	991.0	991.3
5°	957.8	969.2	979.3	983.6	984.6	984.6	983.6	978.7	974.4	976.3
7.5°	943.7	960.3	968.9	967.4	955.7	942.2	930.8	917.0	909.9	908.7
10°	923.4	942.5	944.0	928.7	899.8	870.9	847.0	823.6	812.6	809.8
12.5°	901.0	918.5	908.7	877.1	830.7	788.6	758.2	734.6	724.1	721.4
15°	882.9	894.9	870.0	820.3	761.9	717.4	692.2	674.7	667.3	665.2
17.5°	873.4	875.8	830.4	763.1	701.1	663.9	648.3	640.0	637.2	635.7
20°	878.0	860.8	792.6	710.0	651.4	625.2	621.6	619.4	618.8	617.9
22.5°	901.0	856.2	757.9	659.6	607.7	596.4	599.5	599.1	598.5	597.9
25°	942.2	860.2	724.1	611.7	571.2	568.7	574.3	574.3	571.8	571.8
27.5°	996.5	868.5	686.4	566.3	538.0	538.3	542.6	541.4	538.6	536.8
30°	1062.9	873.7	642.1	525.4	507.0	505.8	507.0	501.8	493.5	492.9
32.5°	1130.7	867.2	590.9	489.2	474.2	471.4	470.5	463.1	453.6	450.8
35°	1192.1	843.6	538.6	460.3	442.8	436.7	441.0	438.5	429.9	427.8
37.5°	1237.0	799.7	491.7	434.8	420.4	418.9	421.6	422.6	412.4	410.3
40°	1267.1	740.1	451.4	413.4	416.1	410.3	401.1	394.6	391.5	390.6
42.5°	1291.3	678.1	417.7	403.2	417.0	400.1	380.2	369.7	375.3	377.7
45°	1319.3	617.6	389.4	390.6	412.4	388.5	365.8	355.6	357.8	358.4
47.5°	1357.7	543.9	359.0	370.4	397.1	380.5	356.8	342.4	332.3	327.7
50°	1410.8	456.7	327.4	347.6	382.0	374.7	343.0	327.7	308.9	304.6
52.5°	1447.7	375.3	301.3	328.6	368.5	363.0	332.0	312.0	292.4	288.7
55°	1427.7	311.7	278.5	307.4	350.7	348.6	322.8	296.0	280.7	277.6
57.5°	1327.9	271.5	261.0	287.4	328.9	336.3	310.5	282.5	271.5	269.3
60°	1137.5	246.3	250.0	273.9	311.1	324.0	298.2	275.2	267.8	266.3
62.5°	882.6	229.4	241.7	264.1	297.3	315.4	291.4	274.2	271.5	269.6
65°	632.3	215.9	232.8	254.3	284.7	307.4	289.0	273.0	273.6	272.1
67.5°	429.6	203.9	222.0	243.2	272.4	300.3	285.6	268.7	276.4	274.5
70°	300.6	192.2	209.4	229.1	257.0	290.5	279.5	262.3	261.6	254.3
72.5°	234.6	176.9	192.2	209.4	237.4	276.7	267.2	247.8	237.7	230.0
73°	223.9	173.2	187.9	205.1	233.1	273.3	263.8	243.8	232.5	225.4
75°	185.2	157.2	170.7	186.1	214.7	257.3	247.2	225.7	211.3	207.0
77.5°	145.6	134.5	147.4	161.2	189.2	234.0	222.6	202.1	194.1	190.4
80°	107.8	111.5	122.8	135.1	164.0	209.1	199.0	178.4	214.0	205.1
82.5°	75.9	84.5	94.9	105.9	137.6	184.9	172.6	151.4	156.6	130.2
85°	44.8	55.3	65.1	74.6	99.2	153.2	142.5	120.7	98.9	94.3
87.5°	26.1	30.7	33.5	43.3	68.2	115.5	100.4	89.4	51.3	34.7
90°	0.0	0.0	0.0	0.0	0.0	0.0	0.0	0.0	0.0	0.0

(END OF REPORT)